

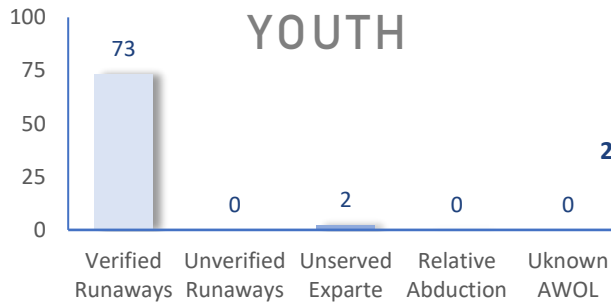
The following statistics show the status and demographics of absent Kansas foster youth and track DCF's successful recovery efforts.

RECOVERED YOUTH

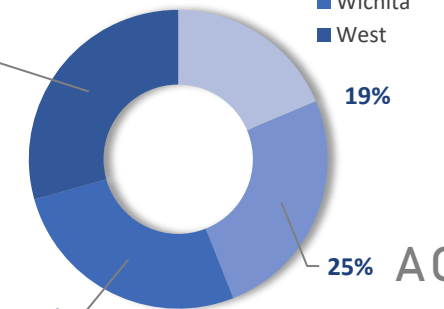


*A youth may be recovered more than once per month.

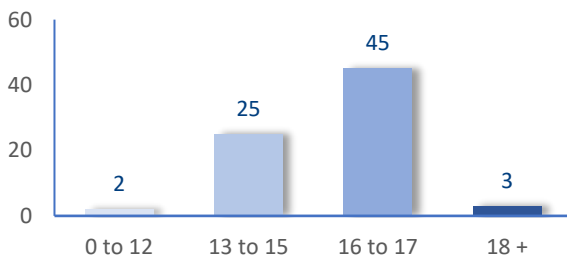
CURRENT AWOL YOUTH



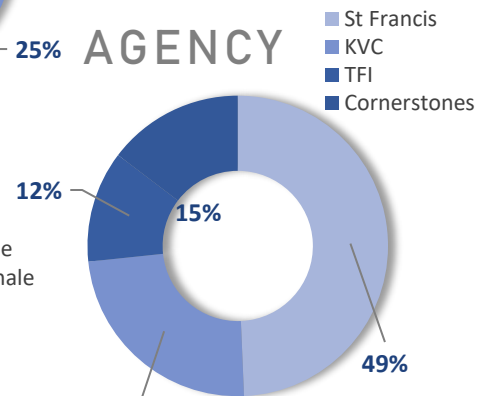
REGIONAL



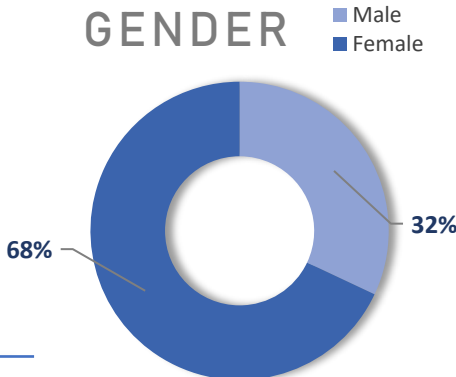
AGE



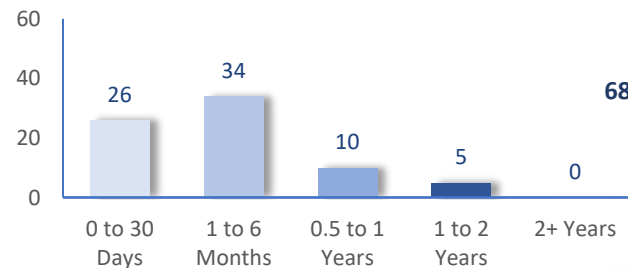
AGENCY



GENDER



TIME



DAILY AWOL YOUTH

2023

June		July		August		September	
DATE	# AWOL	DATE	# AWOL	DATE	# AWOL	DATE	# AWOL
1	73	3	70	1	67	1	66
2	72	5	73	2	67	5	66
5	75	6	73	3	68	6	67
6	76	7	69	4	68	7	70
7	71	10	72	7	68	8	69
8	72	11	73	8	73	11	71
9	70	12	73	9	73	12	76
12	74	13	75	10	73	13	76
13	72	14	69	11	69	14	74
14	75	17	70	14	67	15	75
15	70	18	73	15	71	18	73
16	66	19	73	16	70	19	71
17	69	20	73	17	67	20	73
19	70	21	71	18	69	21	74
20	70	24	72	21	72	22	73
21	70	25	74	22	72	25	74
22	69	26	72	23	70	26	75
23	68	27	71	24	69	27	
26	67	28	70	25	69	28	
27	68	31	69	28	73	29	
28	67			29	75		
29	68			30	70		
30	67			31	72		